



ATV / UTV WINCH

Infinite Hook Up
www.comeupwinch.com



Winches have been awarded the following patents

U.S.A.	US6,520,486B2	USD438,358S	USD439,722S
Germany	Nr.20217439.5		
U.K.	GB2387368		
France	REG.0301991		
Taiwan	076737	076815	079943 139158 180221
	180547	181473	186419 188404 190951
China	ZL01204721.X	ZL01229143.9	ZL01300166.3
	ZL01300167.1	ZL02241429.0	ZL02338450.6



STANDARD FEATURE

- Winch drum centered to avoid tire interference and provide streamlined appearance
- High torque permanent magnet motor delivers high torque and power at lower amp. draw
- Full metal 3 stage planetary gear train
- Cam activated freespool for fast wire rope payout
- Weather resistant, sealed solenoid
- Automatic load-holding mechanical brake for strength and reliability
- Roller fairlead supplied
- Limited lifetime warranty

ATV WINCH



ATV-1500

SPECIFICATION

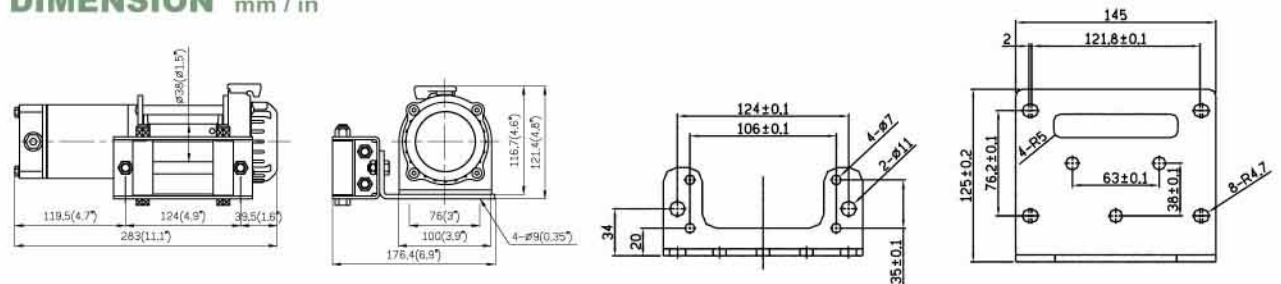
Line Pull :	680 kg / 1,500 lb
Motor :	300 w / 0.4 hp
Gear Train :	3 stage planetary
Gear Ratio :	103:1
Brake :	Dynamic and mechanical
Freespool :	Cam activated
Wire Rope :	4 mm X 15.2 m (5/32" X 50') galvanized aircraft A7 X 19
Drum Size :	38 mm X 75 mm (1.5" X 3")
Control :	Handlebar trigger switch
Mounting Bolts Pattern :	76 X 124 mm (3" X 4.9")

PERFORMANCE 12VDC

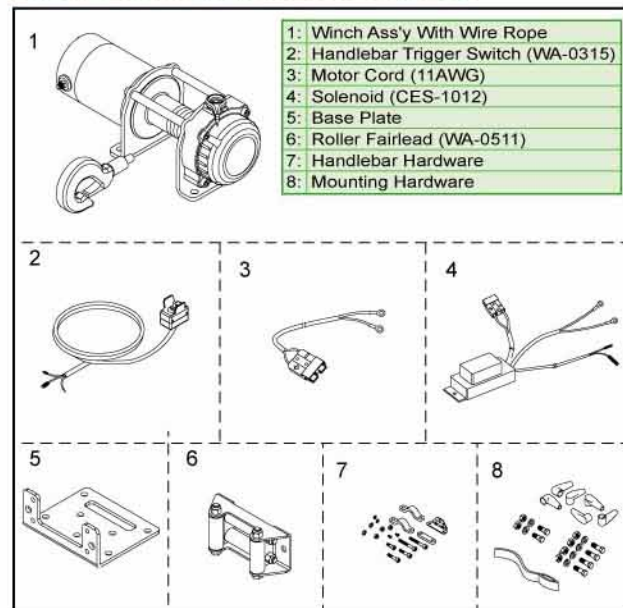
Line Pull kg / lb	Line Speed mpm / fpm	Amp. Draw A	Layer of Wire Rope	Pull by Layer kg / lb	Total Rope m / ft
No Load	4.6 / 15	10	1 st	680 / 1500	2.4 / 7.9
230 / 500	3.3 / 11	30	2 nd	571 / 1256	5.2 / 17.1
450 / 1,000	2.1 / 7	60	3 rd	492 / 1082	8.5 / 27.9
680 / 1,500	1.5 / 5	100	4 th	433 / 953	12.2 / 40.0
			5 th	386 / 849	15.2 / 50

(First layer of wire rope on the drum)

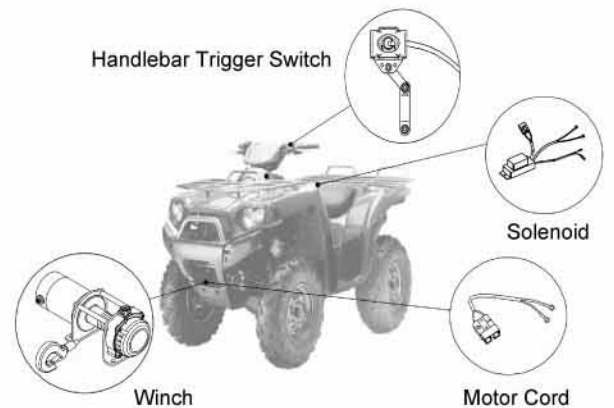
DIMENSION mm / in



STANDARD ACCESSORIES



- 1: Winch Ass'y With Wire Rope
- 2: Handlebar Trigger Switch (WA-0315)
- 3: Motor Cord (11AWG)
- 4: Solenoid (CES-1012)
- 5: Base Plate
- 6: Roller Fairlead (WA-0511)
- 7: Handlebar Hardware
- 8: Mounting Hardware



PACKAGE

Winch Weight: 5.2 kg / 11.5 lb (including wire rope)
 Gross Weight: 10 kg / 22 lb
 Box Dimension: 296 X 223 X 140 mm (11.7" X 8.8" X 5.5")

STANDARD FEATURE

- Winch drum centered to avoid tire interference and provide streamlined appearance
- High torque permanent magnet motor delivers high torque and power at lower amp. draw
- Full metal 3 stage planetary gear train
- Cam activated freespool for fast wire rope payout
- Weather resistant, sealed solenoid
- Automatic load-holding mechanical brake for strength and reliability
- Roller fairlead and snatch block supplied
- Limited lifetime warranty

ATV WINCH



ATV-3000

SPECIFICATION

Line Pull :	1,363 kg / 3,000 lb
Motor :	800 w / 1.0 hp
Gear Train :	3 stage planetary
Gear Ratio :	145:1
Brake :	Dynamic and mechanical
Freespool :	Cam activated
Wire Rope :	4.8 mm X 15.2 m (3/16" X 50') galvanized aircraft A7 X 19
Control :	Remote control and handlebar trigger switch
Mounting Bolts Pattern :	76 X 124 mm (3" X 4.9")

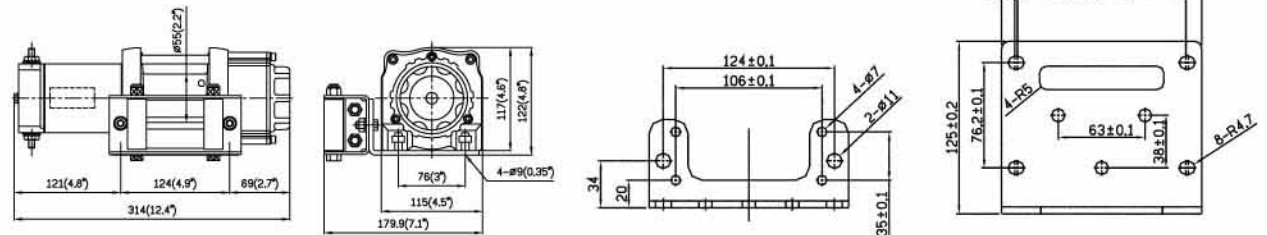
PERFORMANCE 12VDC

Line Pull kg / lb	Line Speed mpm / fpm	Amp. Draw A
No Load	7.6 / 24.9	15
230 / 500	6.3 / 20.7	40
450 / 1,000	4.9 / 16.1	70
680 / 1,500	4.3 / 14.1	100
900 / 2,000	3.7 / 12.1	140
1,140 / 2,500	3.1 / 10.2	180
1,363 / 3,000	2.5 / 8.2	230

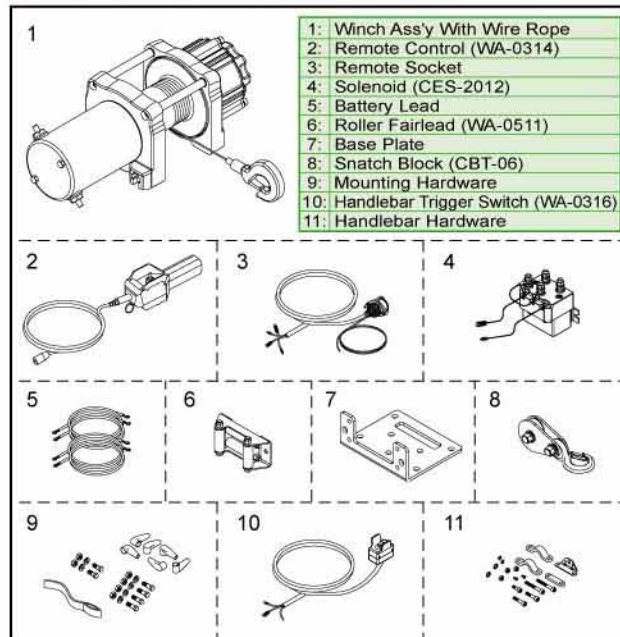
Layer of Wire Rope	Pull by Layer kg / lb	Total Rope m / ft
1 st	1,363 / 3,000	2.6 / 8.5
2 nd	1,170 / 2,590	5.7 / 18.7
3 rd	1,030 / 2,270	9.2 / 30.2
4 th	920 / 2,030	13.1 / 43
5 th	830 / 1,830	15.2 / 50

(First layer of wire rope on the drum)

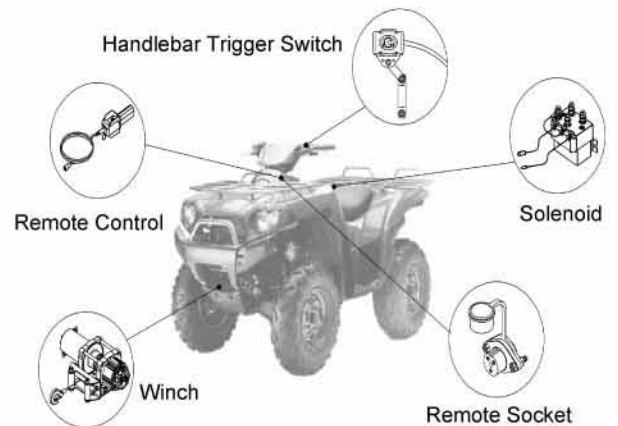
DIMENSION mm / in



STANDARD ACCESSORIES



- 1: Winch Ass'y With Wire Rope
- 2: Remote Control (WA-0314)
- 3: Remote Socket
- 4: Solenoid (CES-2012)
- 5: Battery Lead
- 6: Roller Fairlead (WA-0511)
- 7: Base Plate
- 8: Snatch Block (CBT-06)
- 9: Mounting Hardware
- 10: Handlebar Trigger Switch (WA-0316)
- 11: Handlebar Hardware



PACKAGE

Winch Weight: 7.1 kg / 15.7 lb (including wire rope)
 Gross Weight: 12.7 kg / 28.0 lb
 Box Dimension: 340 X 285 X 140 mm (13.4" X 11.2" X 5.5")

STANDARD FEATURE

- Winch drum centered to avoid tire interference and provide streamlined appearance
- High torque permanent magnet motor delivers high torque and power at lower amp. draw
- Full metal 3 stage planetary gear train
- Cam activated freespool for fast wire rope payout
- Weather resistant, sealed solenoid
- Automatic load-holding mechanical brake for strength and reliability
- Roller fairlead and snatch block supplied
- Limited lifetime warranty

UTV WINCH



UTV-4000

SPECIFICATION

Line Pull :	1,814 kg / 4,000 lb
Motor :	800 w / 1.0 hp
Gear Train :	3 stage planetary
Gear Ratio :	184:1
Brake :	Dynamic and mechanical
Freespool :	Cam activated
Wire Rope :	5.5 mm X 15.2 m (7/32" X 50') galvanized aircraft A7 X 19
Drum Size :	55 mm X 119 mm (2.2" X 4.7")
Control :	Remote control
Mounting Bolts Pattern :	76 X 168 mm (3" X 6.6 ")

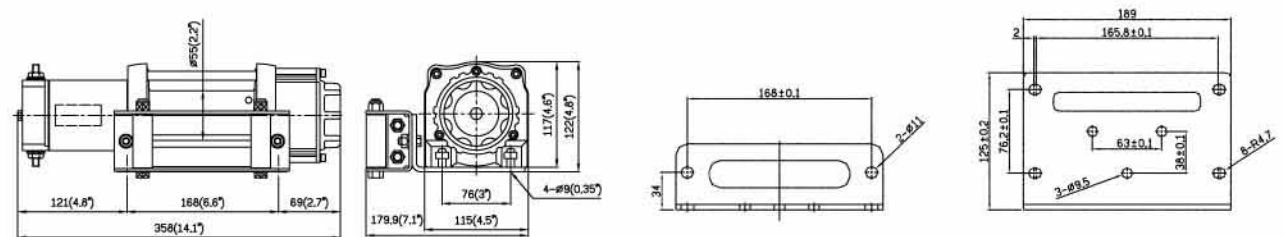
PERFORMANCE 12VDC

Line Pull kg / lb	Line Speed mpm / fpm	Amp. Draw A
No Load	6.0 / 19.7	20
230 / 500	3.9 / 12.8	45
450 / 1,000	3.4 / 11.2	70
680 / 1,500	3.1 / 10.2	90
900 / 2,000	2.9 / 9.5	120
1,140 / 2,500	2.7 / 8.9	150
1,363 / 3,000	2.4 / 7.9	180
1,588 / 3,500	2.2 / 7.2	210
1,814 / 4,000	2.0 / 6.6	230

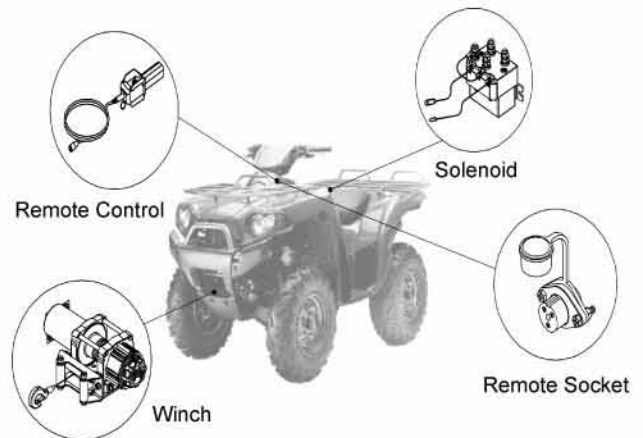
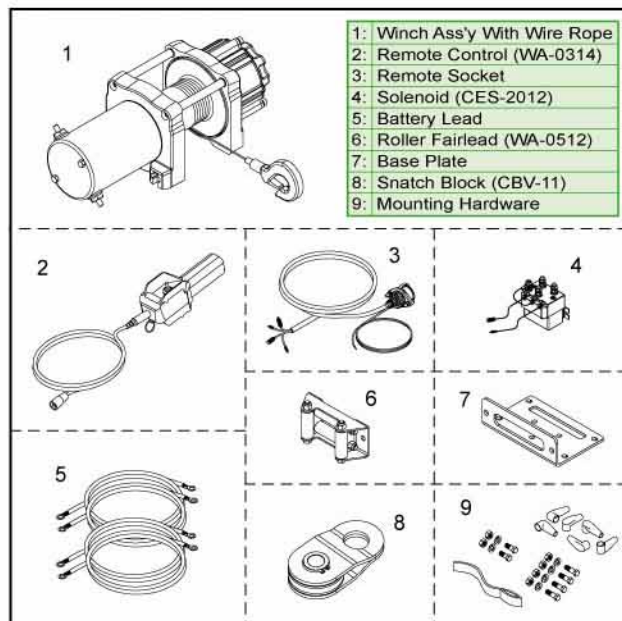
Layer of Wire Rope	Pull by Layer kg / lb	Total Rope m / ft
1 st	1,814 / 4,000	3.3 / 10.8
2 nd	1,694 / 3,735	7.2 / 23.6
3 rd	1,446 / 3,188	11.9 / 39
4 th	1,261 / 2,780	15.2 / 50

(First layer of wire rope on the drum)

DIMENSION mm / in



STANDARD ACCESSORIES



PACKAGE

Winch Weight: 8.5 kg / 18.7 lb (including wire rope)
Gross Weight: 15 kg / 33 lb
Box Dimension: 391 X 285 X 140 mm (15.4" X 11.2" X 5.5")